







# KinderPrep Supplemental Syllables Activity

You will need four small items, like buttons, to mark the answer. Cut apart the cards – the picture and the four small rectangles are all together on one card. Say what the picture is slowly and have your child place a small marker one at a time in the small rectangles for each syllable. Have them count the small items to see how many syllables are in each word.


							


Pictures: rabbit (2), tree (1), butterfly (3), ring (1), alligator (4), hammer (2), flamingo (3), watermelon (4), hat (1), triangle (3), doughnut (2), unicorn (3), caterpillar (4), fish (1), apple (2), hummingbird (3).



--	--	--	--	--	--	--	--



--	--	--	--	--	--	--	--



--	--	--	--	--	--	--	--

