






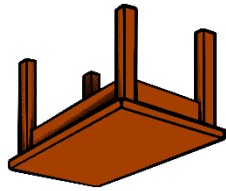



# KinderPrep Supplemental Beginning Sounds Activity

## Beginning Sound Dominoes

Cut apart on the green lines.

To play, have each person pick 4 cards. The first player lays down one of their cards. The next player has to match one of the picture's beginning sound with a picture on their card that starts with the same sound. They then pick a new card. Play until all of the cards are used. If playing with more than 3 people then you will need to print out 2 copies of the cards.

Pictures: Sun- apple; map – pan; ant – mitten; tent – sock; monkey – tooth; table – astronaut; snake – pig; money – tiger; ax – moon; popcorn – snowman; turtle – ambulance; pumpkin – alligator; spoon – two; pie – mouse; pencil – skunk; swing – tie.



2

