



# KinderPrep Supplemental Rhyming Activity







## Body Rhyming Activities


### First Activity:

Point to a part of your body and say a word that rhymes with it. For example, you might point to your knee and say, "This is my knee. Silly me, it is my \_\_\_\_." Have your child say the rhyming word that is the actual body part.

### Second Activity:

Cut out the cards. Say the name of the object and have your child identify the body part that rhymes with the object. Ask them if they can think of another word that rhymes with that same body part.

 bed	 bow	 pie
 beet	 tree	 band




deer



rose



farm



pin



ship



check

bed – head

bow – toe

pie – eye

beet – feet

tree – knee

band – hand

deer – ear

rose – nose

farm – arm

pin – chin

ship – hip

check -neck