











# KinderPrep Supplemental Opposites Activity

Say what the picture is and ask what the opposite of it would be. Have your child draw a picture of the opposite. If wanted, you could then cut the cards apart and play "Memory" or match the opposites.

 sad		 big	
 night		 tall	
 sitting		 under	
 full		 up	